

View and Download your RCTIs online



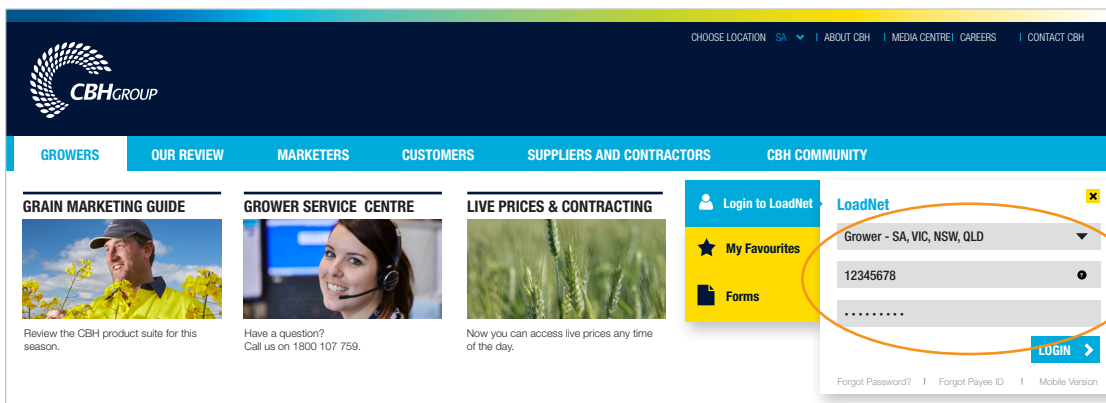
Follow the steps below to download and print copies of your CBH Grain RCTIs online via LoadNet®. All growers automatically have access to LoadNet®, you simply need your NGR Payee Number (this is different to your delivery number) to log in.

If you require assistance on any of the below, contact your local CBH Regional Manager or our Grower Service Centre on **1800 107 759**.

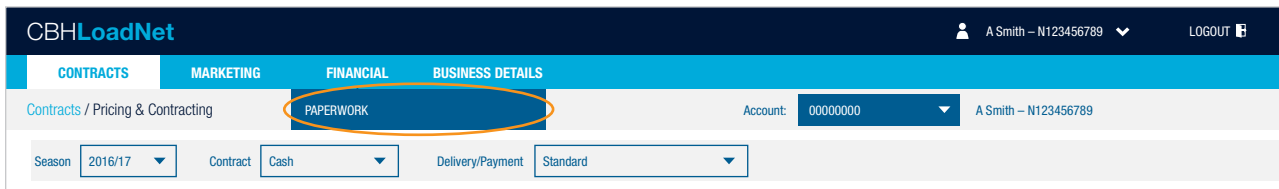
1. Login to LoadNet® from the CBH website cbh.com.au

NOTE: Access LoadNet® via the yellow menu on the right hand side of the screen

2. Select Grower – SA, VIC, NSW, QLD
3. Enter your NGR Payee Number – if you don't know what it is, click on 'Forgot Payee ID?' (this is different to your NGR delivery number)
4. Enter your Password – if you're unsure what your password is, click on 'Forgot Password?' and follow the prompts

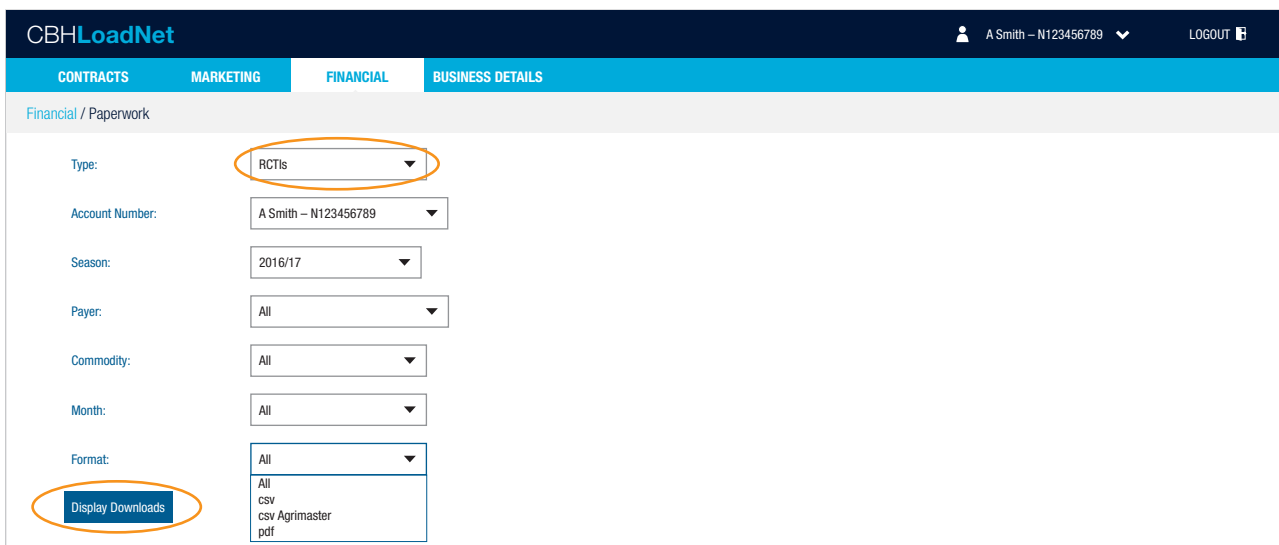


5. Hover over 'FINANCIAL' in the blue menu bar and click on 'PAPERWORK' in the drop down box. From here, you can generate a list of your RCTIs by grower number and season



6. Check the type is set to 'RCTIs' and that the Account Number is correct

TIP: Change the Format to pdf



7. Click on 'Display Downloads' to see a list of your RCTIs
8. Click on the 'Reference number' for the payment to view the pdf

TIP: You will need a program that allows you to view PDF files, such as Adobe Acrobat Reader